


# Student Virtual Library Card

1. Click on the Virtual Library Card icon from the ClassLink dashboard.
2. Select the library assigned to your homeschool



## Welcome!

Please sign in.

Select your library



Sterling Heights Library	Shelby Township Library	Utica Public Library	Clinton-Macomb Public Library
Bemis	Beacon Tree	Eppler	Beck
Browning	Crissman	Flickinger	Ebeling
Burr	Duncan		
Collins	Eisenhower		
Davis	Malow		
DeKeyser	Monfort		
Dresden	Morgan		
Graebner	Roberts		
Harvey	Shelby		
Havel	Switzer		
Henry Ford II	Utica High		
Heritage	West Utica		
Jeannette	Wiley		
Messmore			
Oakbrook			
Plumbrook			
Schuchard			
Schwarzhoff			
Stevenson			
UAIS			
Utica Alternative Learning Center			

3. Enter in your Virtual Library Card number and pin

Virtual Library Card number = UCS followed by the Student PowerSchool Number

PIN = MMDD (birth month and birth day)

UCS100023456


0923

Sign in

4. Click Sign in



[Subjects](#)


[Collections](#) 

[Kindle Books](#)

[Kids](#)

[Teens](#)

## Virtual Library Card – Tutor.com



1. Click on the Virtual Library Card Tutor.com icon from the ClassLink dashboard.

2. Enter in your Virtual Library Card Tutor.com number and pin

Virtual Library Card Tutor.com number = UCS followed by the Student PowerSchool Number

PIN = MMDD (birth month and birth day)

### Would you like to save your login?



Virtual Library Card - Tutor.com(Suburban)

You can save your login for this application to auto login on your next visit

Fields marked as \* are required

\* **Barcode**

UCS100023456

\* **Password**

0923

Skip

Save

4. Click Save



SuburbanLibraryCooperative